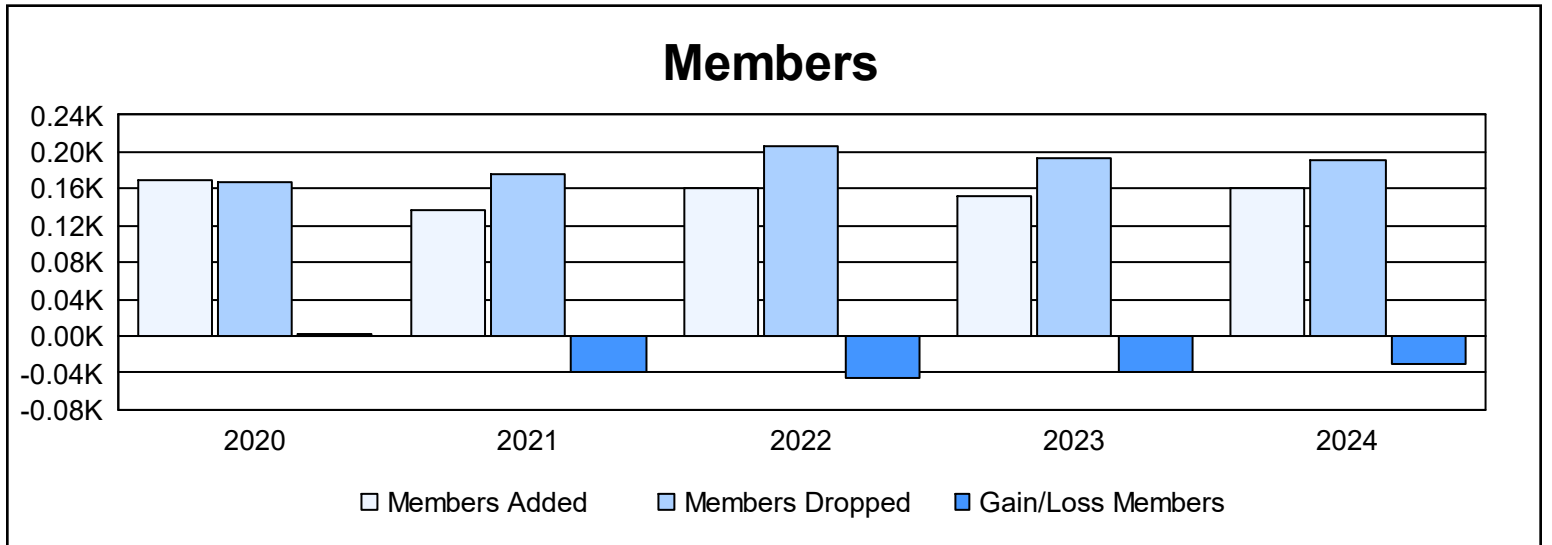
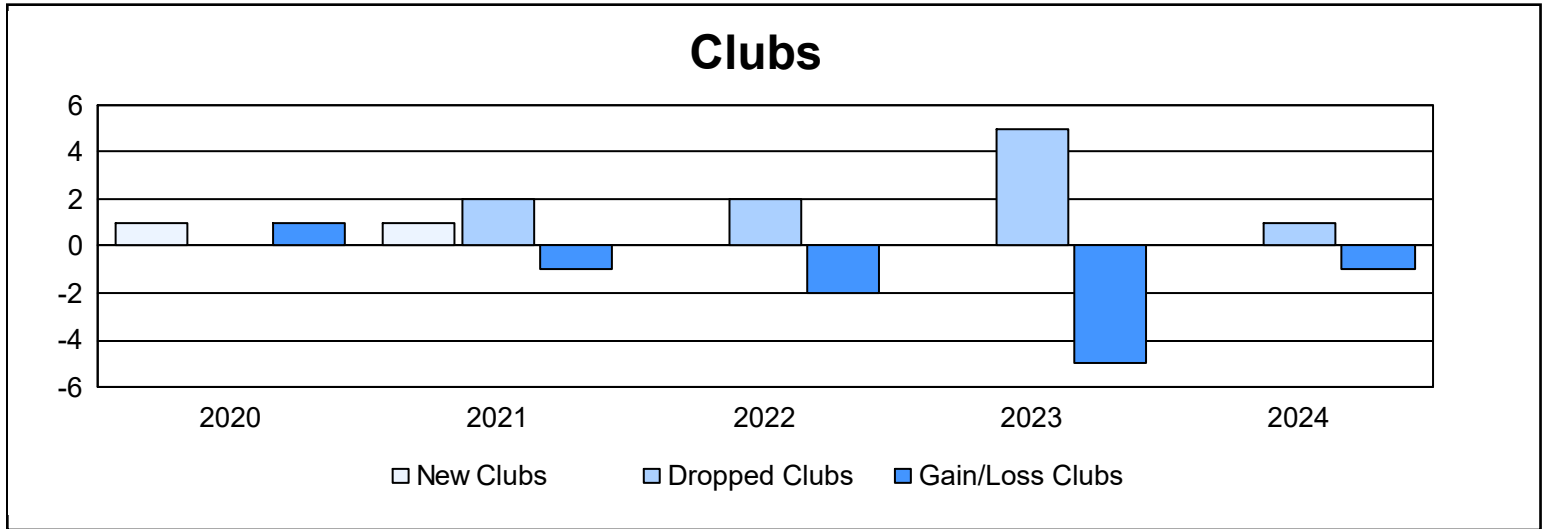
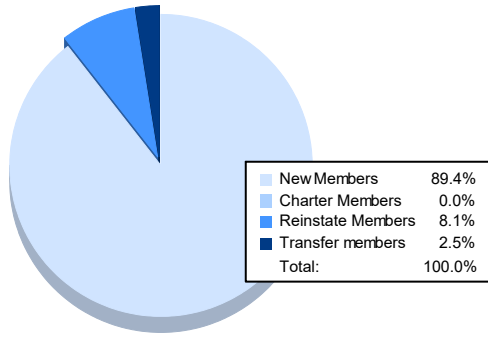


Year	New Clubs	Dropped Clubs	Gain/ Loss Clubs	New Members	Charter Members	Reinstate Members	Transfer Members	Total Member Added	Total Members Dropped	Gain/ Loss Members
2019-2020	1	0	1	118	31	5	16	170	168	2
2020-2021	1	2	-1	95	23	3	15	136	175	-39
2021-2022	0	2	-2	129	7	13	12	161	206	-45
2022-2023	0	5	-5	129	2	14	8	153	193	-40
2023-2024	0	1	-1	144	0	13	4	161	192	-31
<b>Average</b>	<b>0</b>	<b>2</b>	<b>-2</b>	<b>123</b>	<b>13</b>	<b>10</b>	<b>11</b>	<b>156</b>	<b>187</b>	<b>-31</b>



### Membership Composition June 2024 Cumulative



### Gender Composition June 2024 Cumulative

